



CRICKET FINLAND

RAJAKYLÄ CRICKET GROUND - EXTRA INSTRUCTIONS


- Dressing rooms and toilets are located in the building next to the ground. Dressing rooms shall not be used for storing kit bags or other equipment during the match, as the rooms are also used by other teams/sports playing on neighbouring grounds.
- During weekend the dressing room keys can be found in the locker in Cricket Finland container, on the immediate left. It is home team's responsibly to ensure the dressing room key is to be placed in the locker after the matches. The combination is same as the container lock.



- Dressing rooms can only be kept open by turning the key and pressing the button at the same time, and the same applies for closing them! Without the key, you can't turn that knob to open or lock it. Make sure to double-check that it actually locks, as if the button doesn't go all the way down, it might remain open. (see images ->)



- **The captain of the home team is responsible for**
 - cleaning and storing the stumps, the bails, the scoreboard, the brushes, the tape measure, and the chalk trolley in the Cricket Finland storage container
 - locking the storage container and ensuring that the dressing rooms are clean with all the trash taken to the red trashcan and that the trashcan is locked properly with the combination lock (see image)
 - notifying the League Organization (LO) immediately after the match if any equipment malfunctioned or was broken during the match



For a full review of Rajakylä Cricket Ground instructions please refer to: <https://cricketfinland.com/facilities/>

Any question please contact us through FreshDesk: support@cricketfinland.com